

Financial Highlights

2019-20 saw a 19% increase in philanthropic giving and an 11% increase in the number of gifts. Donor support at all levels is the critical difference in Fresno State’s ability to enhance the quality of life and future possibilities for students, their families, and our communities.

2019-20 Fresno State

Gifts at a Glance

Total Gift Commitments*	▲ 19%	\$32,949,805
Number of Donors	▼ 5%	10,967
Number of Gifts	▲ 11%	21,785
New Endowments		16

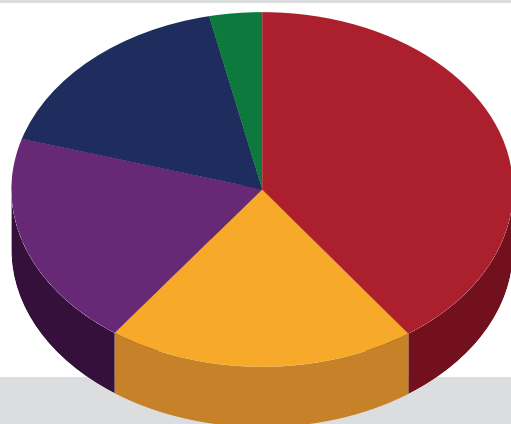
*FY19/20 gifts, new pledges, and revocable deferred commitments

Source: Advancement Services Oct. 2020

Gifts by Constituency

Non-Alumni	\$10,662,862
Alumni	\$8,039,116
Corporations	\$6,685,334
Foundations	\$4,995,451
Other Organizations	\$1,935,655
Parents	\$631,387
Total	\$32,949,805

Fresno State Foundation Endowment Asset Allocation



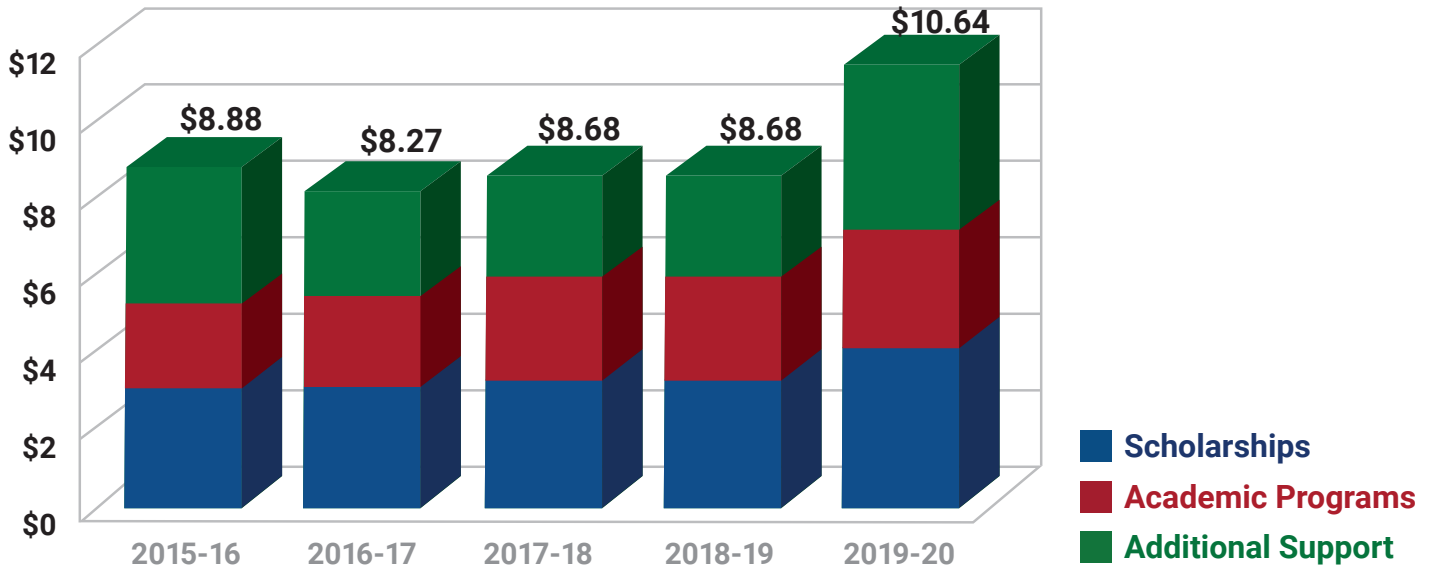
US Equity	40.1%	\$62,530,234
Other Diversifying Strategies	19.9%	\$30,979,880
Non-US Equity	19.6%	\$30,616,428
Fixed Income	17.0%	\$26,439,669
Hedge Funds	3.4%	\$5,328,179
Total Endowment Pool		\$155,894,390

5-Year Average Endowment Investment Return 4.44%

2019-20 Fresno State

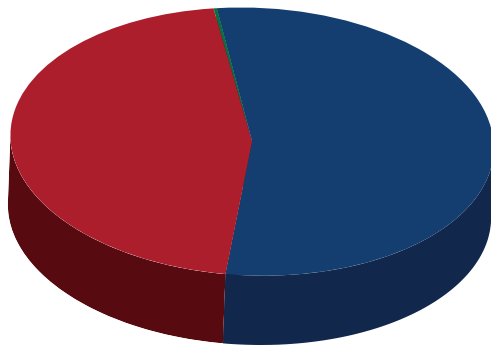
Fresno State Foundation

Distributions to the University (in millions)



State General Fund

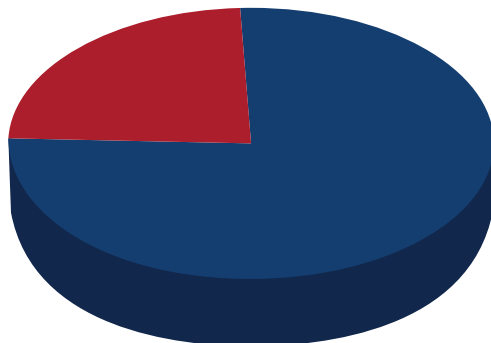
Total Budgeted Revenues



State Investment	56.2%	\$183,037,032
Student Tuition and Fees	43.3%	\$141,060,000
Other State Revenues	0.5%	\$1,680,000
Total		\$325,777,032

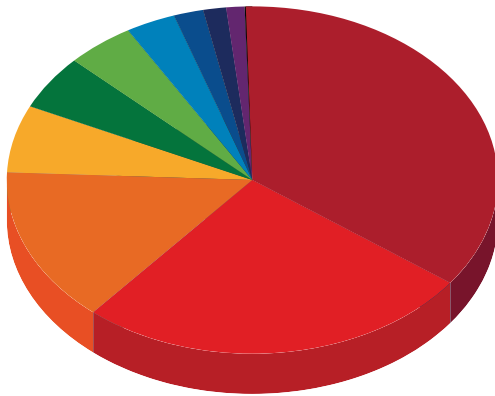
State General Fund

Operating Budget



Salaries and Benefits	74.6%	\$243,113,386
Operating Expenses	25.4%	\$82,663,646
Total		\$325,777,032

State General Fund
Budget Allocations



Academic Affairs	34.90%
Benefits Pool	27.93%
Student Financial Aid (State University Grants)	13.54%
Administration and Finance	6.02%
Student Affairs	4.74%
Other	3.56%
Technology Services	3.21%
Utilities	2.25%
Athletics	1.88%
University Advancement	1.49%
Executive	0.48%
<hr/>	
Total	100%